000829

TELLING
天音控股

1

..... 5

2

1

2 3

5% 4

5

26

..... 10

3 2016 2 31.68%

7

4.323% 95.677%

..... 23

4

2016

2016 1



巨潮资讯
www.cninfo.com.cn
中国证监会指定信息披露网站

**2** **3**

**..... 25**

**5**

**..... 28**

**6** **2014**

**2015** **2015** **2014**

**1 2015** **2 2016**

**3**

**..... 36**

**7**

**1**

**2** **2016-2018**

**..... 58**

**8**

**146,192.69** **21,583. 33**

**1**

**2**

**2016-2018**

**..... 63**

**9**

10

94.39% 83.92%

60% 1

2

..... 69

11

:1

26

2

..... 78

12

..... 82

13 12 8

6

..... 83

14

20 90% 60 120

..... 90

15 2013 4 9

2014 3 26 ..... M /p 58D 69D 55 6D 77 56 /0 T 13.82 0 (B) 50 T 218 /M T 11587291C30E



2014

2016 5 20

160930



巨潮资讯
www.cninfo.com
中国证监会指定信息披露网站

**1**

70% 30%



巨潮资讯
www.cninfo.com
中国证监会指定信息披露网站

30%

70%

30% 30%

1

2014 2015 -100,327.46

-35,632.43 2015 2014

64,695.03

2014

2014 2015

FD



巨潮资讯
www.cninfo.com
中国证监会指定信息披露网站

2

2014

2016 2017 2018

1.58

2.75 3.85 2016 2017 2018

3

T4-T6

2016

2,513.60

4.28% 2015 2.55%

2015

2015 2014

2016 2017 2018

1.58 2.75 3.85

70% 100%



巨潮资讯
www.cninfo.com
中国证监会指定信息披露网站

**2**

**1**

**2** **3**

**5%** **4**

**5**

**26**

1

1



巨潮资讯
www.cninfo.com
中国证监会指定信息披露网站

2

100%

49

49

3

7 7

7



巨潮资讯
www.cninfo.com
中国证监会指定信息披露网站

2

3



巨潮资讯
www.cninfo.com
中国证监会指定信息披露网站

| | | | |
|---|---|---|---|
| | | ( ) | |

1

11.16%

31.68% 42.84%

**5%**

2016 5 31 5% gMÃ¡ÿ ÿÑÑ¡m

| | | | |
|---|---|---|---|
| | | | **%** |
| 1 | | 131,917,569 | 13.76 |



l-à+ß9Lé

2016 5 31

| | | | |
|---|---|---|---|
| 1 | | 11268 | 31.3% |
| 2 | | 10836 | 30.1% |
| 3 | | 13896 | 38.6% |
| | | 36000 | 100% |

2016 5 31

| | | | |
|---|---|---|---|
| 1 | | 5537.142857 | 2.52% |
| 2 | | 31428.571429 | 14.29% |

| | | | |
|---|---|---|---|
| 5 | | 3610.22322 | 1.64% |
| 6 | | 1885.714286 | 0.86% |
| 7 | | 33671.348567 | 15.30% |
| 8 | | 75460 | 34.30% |
| 9 | | 13959.529785 | 6.35% |
| 10 | | 33712.737702 | 15.32% |
| | | 220000 | 100% |

13

7

2016 5 31

5%

5%

5%



巨潮资讯
www.cninfo.com
中国证监会指定信息披露网站

5%

5%

1

1

3000

99% 2

100% 5

2



巨潮资讯
www.cninfo.com
中国证监会指定信息披露网站

28000

280 27720

1 360

2 833616

62.7%

3.62

1



巨潮资讯
www.cninfo.com
中国证监会指定信息披露网站

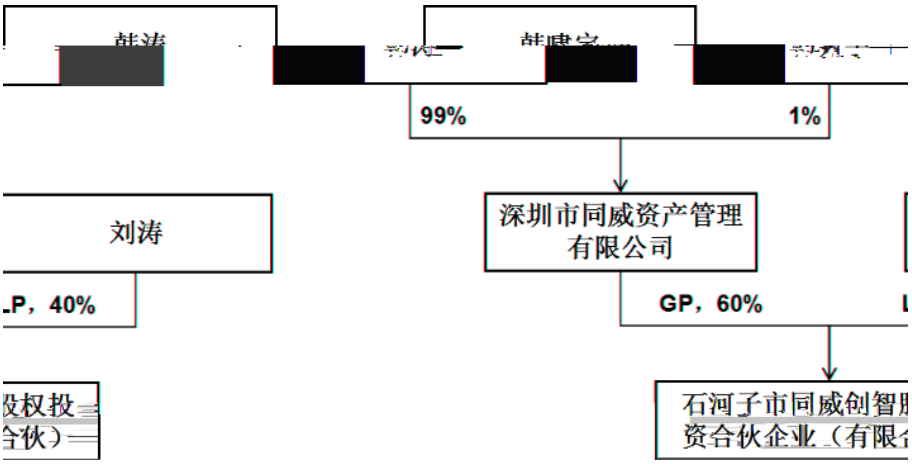


2

1

| | | | | | |
|---|---|---|---|---|---|
| | 44030119630511**** | | | | |
| | 39 | | | 21D | |
| | 1104 | | | | |
| | 2008 | | | | |
| | 30.86% | | | | |

2

99%

| | | | |
|---|---|---|---|
| 1 | | | 83.33% |

| | | | |
|---|---|---|---|
| 2 | | | 56.52% |
| 3 | | | 50% |
| 4 | | | 50% |
| 5 | | | 33% |
| 6 | | | 30.86% |
| 7 | | | 14.08% |
| 8 | | | 4.85% |
| 9 | | | 4.82% |

1

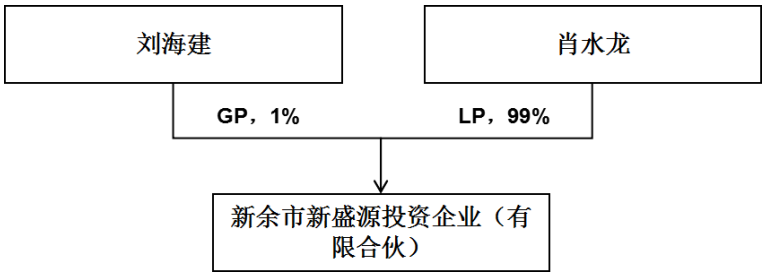


2

1

| | | | | | |
|---|---|---|---|---|---|
| | 36220219791001**** | | | | |
| | * *** | | | | |
| | * *** | | | | |
| | 2013 | | | | |
| | 50% | | | | |

2

| | | | |
|---|---|---|---|
| 1 | | | 50% |

5%

5%

5%

--

5%

**3 2016 2**

**31.68% 7**

**4.323% 95.677%**

2016 1 15

31.68%

2016 2 18

20572 30.31%

1 1.37%

2016 2 18

20572 30.31%

2016 2 18

1 1.37%

2016 2 18

31.68% 1.37% 30.31%

1.37% 1

30.31% 20572

2016 2 22

2002

31.68%

31.68%

31.68%

**4**

**2016**

**2016** **1**

**2**

**3**



巨潮资讯
www.cninfo.com
中国证监会指定信息披露网站

| | | / | | | |
|---|---|---|---|---|---|
| 1 | | B2-20130038 | 2013.06.08-2018.02.08 | | |
| 2 | | [2013]00292-A011 | 2013.11.14-2018.02.08 | | |
| 3 | | 4453061805 | | | |
| 4 | | 4700624091 | | | |
| 5 | | 01100590 | | | |
| 6 | | ICP 080655 | 2015.02.15-2018.12.25 | | |
| 7 | | [2016]2237-253 | 2016.06.13-2019.06.17 | | |
| 8 | | ICP 100242 | 2015.03.18-2020.03.18 | | |
| 9 | | [2013]0937-986 | 2015.04.21-2016.11.21 | | |

[2013]543

[2014]59

[2015]230

[2015]1178

30

www.bjwh.gov.cn

1

2

3

4

2019

6 17

2016 4 25

okgame.co okgame.mobi 2016 7 11

oupenghd.com

2016 4 25 okgame.co

okgame.mobi okgame.co okgame.mobi



巨潮资讯
www.cninfo.com
中国证监会指定信息披露网站

2015

6821.59 2015

2016 7 11 oupenghd.com

2018 7 11

**5**



巨潮资讯
www.cninfo.com
中国证监会指定信息披露网站

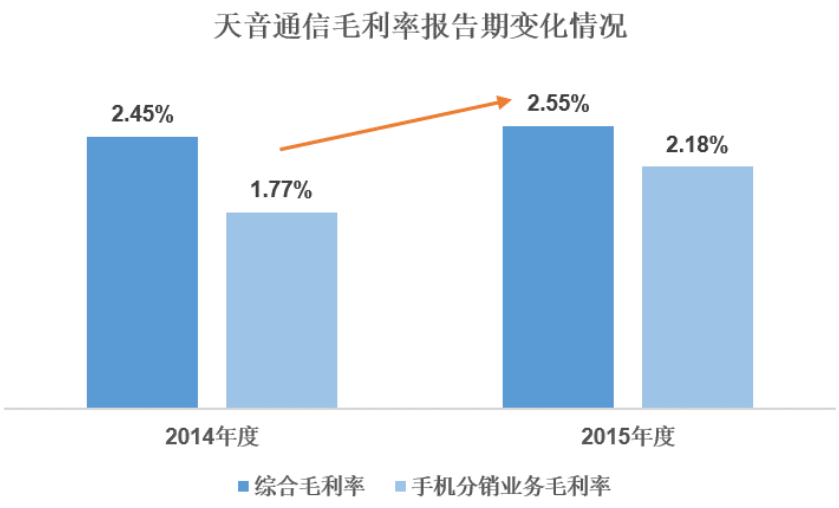
天音通信毛利率报告期变化情况
2.45%
1.77%
2.55%
2.18%
2014年度
2015年度
综合毛利率
手机分销业务毛利率

2014 2.45% 2015

2.55% 2014 1.77%

2015 2.18% 2014

3G 4G 3G

2015 3G

2015 2014

T4-T6

2016

2016

4.28% 2015 2.55%

2015

31.80%

MONO HESR

HESR

FD

2015 16.16 2014 10.47

2015

2012 2013 2014

1.76 3.43 4.21 2015 2016 2017

4.81 5.38 5.93

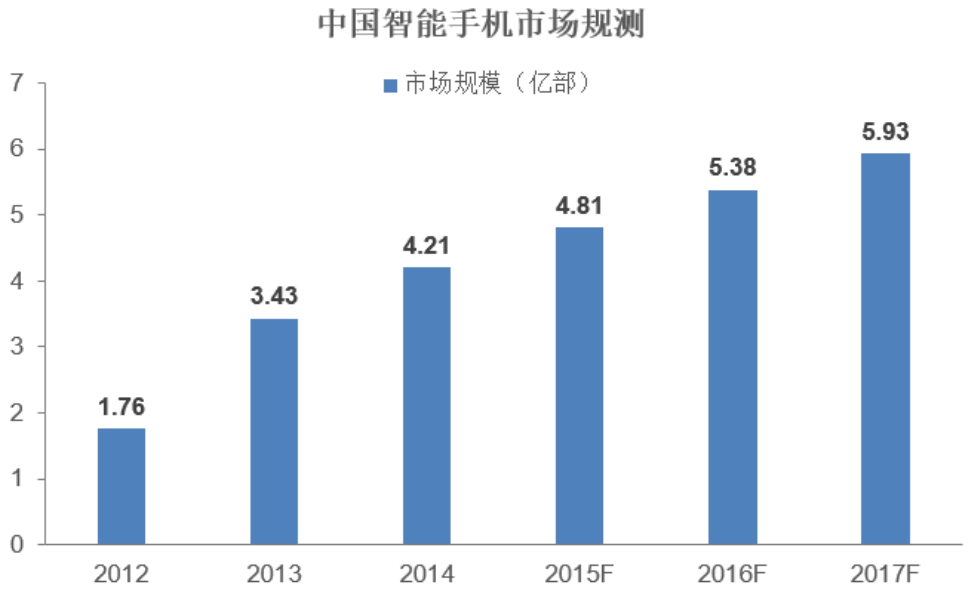


1

2015 4G 2014

21.4% 2015 77.9% 4G 3G

4G 4G

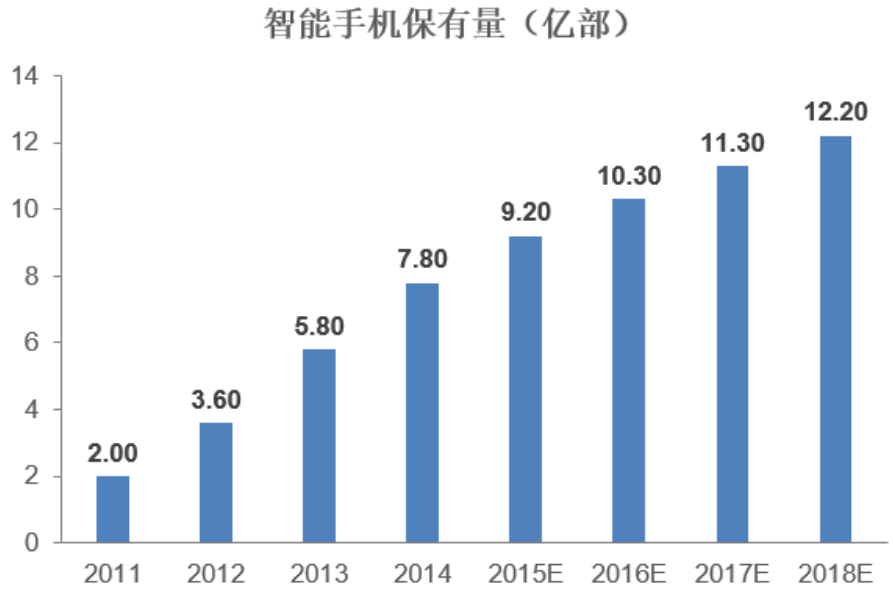


2015-2020

2

IDC 2015 2000

29.7% 2015 5

15%

3

+ +

4

2013 T4-T6

2014 T4-T6 T1-T3

T4-T6

5



巨潮资讯
www.cninfo.com
中国证监会指定信息披露网站

2013-2017

2013

| | |
|---|---|
| | 84,000 |
| | 50,000 |
| | 40,000 |
| | 2,000 |

2013

17

MONO HESR



巨潮资讯
www.cninfo.com
中国证监会指定信息披露网站

**6**

**2014 2015 2015 2014**

**1 2015**

**2 2016**

**3**

**2015**

**2015**

| | | 2015 | 2014 | |
|---|---|---|---|---|
| | | 4,207,515.23 | 3,358,466.82 | 25.28% |
| | | 2.18% | 1.77% | 0.41% |
| | | -14,674.73 | -97,457.78 | 84.94% |
| | | 10,155.01 | 11,385.43 | -10.81% |
| | | - | - | - |
| | | -23,648.93 | -21,701.66 | -8.97% |
| | | 11,285.31 | 222.87 | 4963.72% |
| | | 19.68% | 22.71% | -3.03% |
| | | -3,801.33 | 50.62 | -7609.88% |
| | | 18,567.08 | 30,091.46 | -38.30% |
| | | 23.08% | 42.47% | -19.39% |
| | | 2,470.56 | 10,964.70 | -77.47% |
| | | 4,247,522.63 | 3,400,166.58 | 24.92% |
| | | 2.55% | 2.45% | 0.10% |
| | | -39,654.44 | -108,144.12 | 63.33% |

1

2

3 2014 =[1-( /

)]*100%

4 2015 2014

2015 2.55% 2014 2.45% 0.10%

2014

1.77% 2015 2.18% 2015

1 2014 3G 4G

3G 2014

2015

3G

2015 2014

2 2015

MONO MONO

3 FD

FD

**2015**

2014 2015

| | 2015 | 2014 |
|---|---|---|
| | 26,760.67 | 31,379.25 |
| | 683.60 | 1,068.16 |
| | 4,495.42 | 5,875.04 |
| | 2,040.89 | 1,492.93 |
| | 7,793.10 | 5,480.53 |
| | 4,247.01 | 5,585.31 |
| | 1,009.87 | 426.61 |
| | 7,628.09 | 22,378.18 |
| | 19,169.48 | 24,734.31 |
| | 5,790.09 | 5,743.26 |
| | 6,590.19 | 10,453.36 |
| | 1,837.07 | 3,587.86 |
| | **88,045.46** | **118,204.80** |

2015 2014 30,159.34

1 2015 2014 6,382.76

2015 SAP

2 2015 2014 20,314.92

3 2015 2014 3,863.17

1

2 2015

2014 24.92% 2015

2015 2014 27.66% 2015

2014

**2016**

2016

1

2015 424.75 420.75

99.06% 2015 2014

25.28%

2015

2014

1

2 2014 2015

3 FD 2015

16



巨潮资讯 www.cninfo.com.cn 中国证监会指定信息披露网站

2016

| | 2015 | 2014 |
|---|---|---|
| | 4,115,592.78 | 3,299,127.20 |
| | 458.96 | 235.29 |
| | 9,064.28 | 172.25 |
| | 14,280.88 | 17,311.12 |
| | **4,139,396.91** | **3,316,845.86** |

2015

99.42% 2015

2014 24.75% 2015 2014 25.28%

2015 2015

2014

2016 MONO

HESR

2016

4.28% 2015

2

**2015** **2014**

2015 2014 24.92%

17.36% 2015

2014

1

2014 2015

| | 2015 | 2014 |
|---|---|---|
| | 26,760.67 | 31,379.25 |
| | 683.60 | 1,068.16 |
| | 4,495.42 | 5,875.04 |
| | 2,040.89 | 1,492.93 |
| | 7,793.10 | 5,480.53 |
| | 4,247.01 | 5,585.31 |
| | 1,009.87 | 426.61 |
| | 7,628.09 | 22,378.18 |
| | 19,169.48 | 24,734.31 |
| | 5,790.09 | 5,743.26 |
| | 6,590.19 | 10,453.36 |
| | 1,837.07 | 3,587.86 |
| | **88,045.46** | **118,204.80** |

2015 2014 30,159.34

2015 2014 6,382.76

2015 SAP

2015 2014 20,314.92

2015 2014 3,863.17

1

2 2015

2014 24.92% 2015

2015 2014 27.66% 2015

2014

2016

2

| | 2015 | 2014 |
|---|---|---|
| | 9,433.51 | 5,000.05 |
| | 381.96 | 409.00 |
| | 1,262.46 | 1,333.64 |
| | 1,596.26 | 1,420.49 |
| | 2,155.54 | 2,550.88 |
| | 107.49 | 151.59 |
| | 1,445.20 | 1,621.20 |
| | 1,059.16 | 1,236.39 |
| | 1,711.52 | 671.88 |
| | 1,019.14 | 934.41 |
| | 6,935.00 | 8,652.53 |
| | 1,032.41 | 451.98 |
| | **28,139.66** | **24,434.04** |

2015

FD

3

| | 2015 | 2014 |
|---|---|---|
| | 29,677.76 | 33,739.67 |
| | 5,554.42 | 5,796.41 |
| | 52.05 | 28.99 |
| | 38.90 | 0.00 |
| | 2,111.70 | 1,987.11 |
| | 289.93 | 108.58 |
| | **26,538.11** | **30,067.94** |

2015 2014

FD

2015 16.16 2014 10.47

2016

2016

2016 2017 2018

1.58 2.75 3.85

**1**

1

4G

2015 4G 28%

2015 4G 3.56 3G 4.08 2016

4G 3G



巨潮资讯
www.cninfo.com
中国证监会指定信息披露网站

2

2012 2013 2014

1.76 3.43 4.21 2015 2016 2017

4.81 5.38 5.93

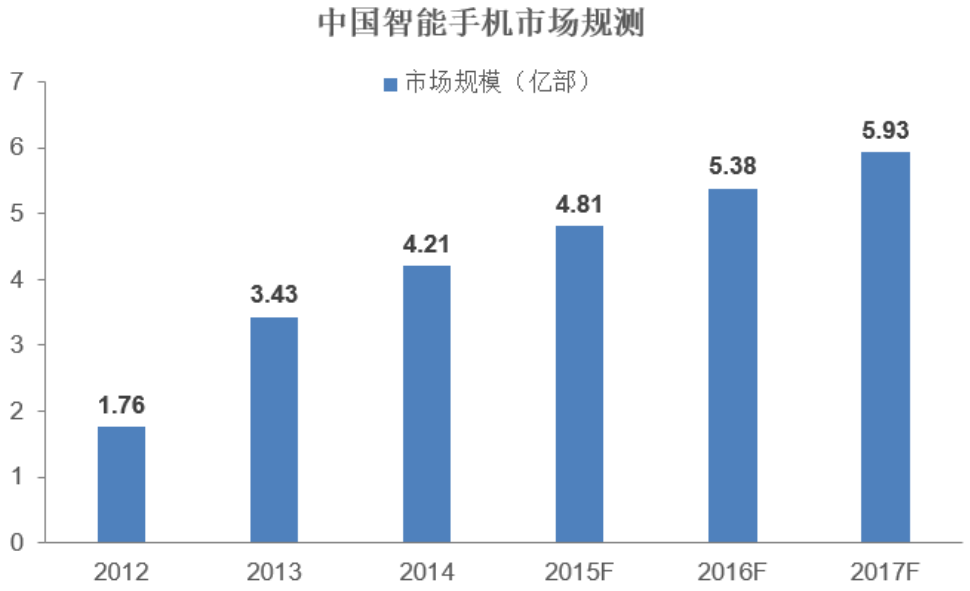


2016 Volte 4G+

**2**

2013-2017

2013

| | |
|---|---|
| | 84,000 |
| | 50,000 |

| | |
|---|---|
| | 40,000 |
| | 2,000 |

8

| | | | |
|---|---|---|---|
| | 33,076.42 | 36,419.54 | 38,345.73 |
| | 21,968.14 | 25,371.45 | 28,194.07 |
| | 20,041.78 | 20,453.27 | 20,903.70 |
| | **18,581.30** | **24,749.51** | **32,138.57** |
| | - | - | - |
| | - | - | - |
| | **18,581.30** | **24,749.51** | **32,138.57** |
| | - | - | - |
| | **18,581.30** | **24,749.51** | **32,138.57** |

1 2016 2018

| \ | | | | | |
|---|---|---|---|---|---|
| | **2014** | **2015** | **2016** | **2017** | **2018** |
| | 3,360,018.94 | 4,213,424.05 | 4,395,815.34 | 4,730,500.28 | 5,096,849.71 |
| | - | 25.40% | 4.33% | 7.61% | 7.74% |
| | 25.40% | | 6.55% | | |

2015 2014

25.40% 2016 2015 4.33%

6.55%

2016 2018

1

2012 2013 2014

1.76 3.43 4.21 2015 2016 2017

4.81 5.38 5.93 2016

2017 11.85% 10.22%

6.55%

2

2015 9 35.14% 534

27.86% 2337

2015 587 2014 298

96.98% 2016 IPHONE7

IPHONE7

苹果手机2015年全球及中国收入快速增长

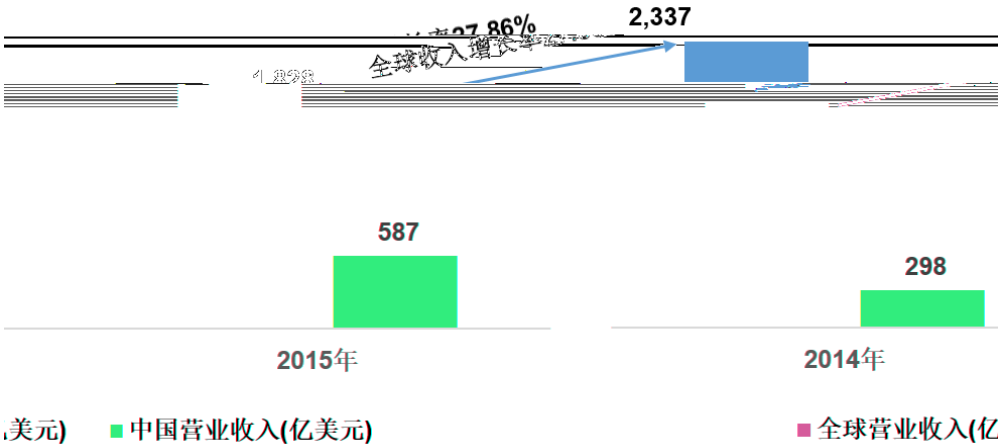


2016 2018

2016 2018

2 2016 2018

| \ | | | | | |
|---|---|---|---|---|---|
| | 2014 | 2015 | 2016 | 2017 | 2018 |
| | 1.98% | 2.21% | 2.17% | 2.31% | 2.39% |

2015 2.21% 2016 2.17% 2015

2017 2018 2.31% 2.39% 2015

002416 2014 2015 3.45% 2.60%

2016 2018 2015

2016 2018 2015

3 2016 2018

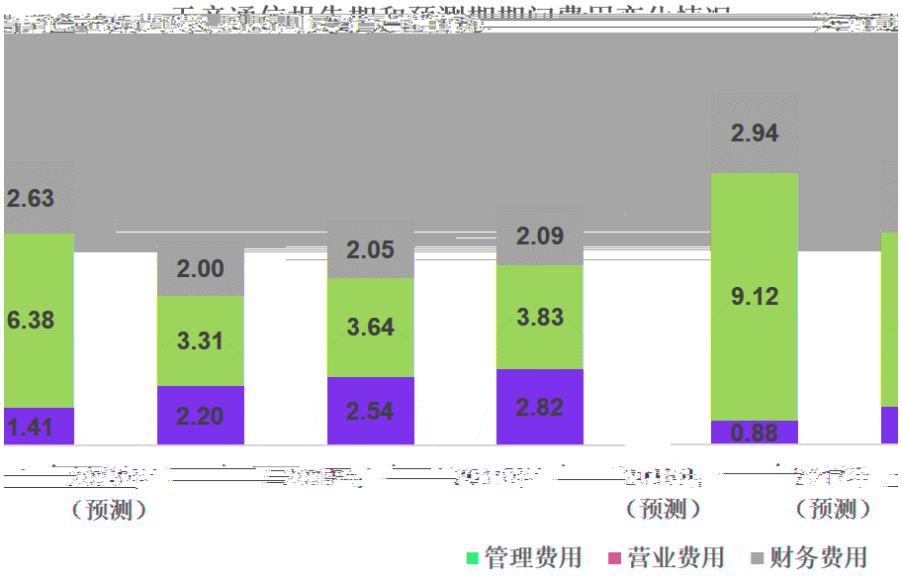


2016

2015

2017 2018 2016

2015 2016

2015 2016 2015

2015 6.38 3.08

1 2015

IT

2 2015 SAP

2016 2018

2016 2018

**4 2016**

2016 2015

| | **2016** | **2015** |
|---|---|---|
| | 979,569.75 | 1,272,368.84 |
| | 937,660.06 | 1,223,343.44 |
| | 159.61 | 902.14 |
| | 21,385.19 | 26,816.53 |
| | 6,768.83 | 6,495.89 |

| | | |
|---|---|---|
| | 6,076.57 | 7,638.91 |
| | 5,563.32 | 6,229.41 |
| | 1,970.47 | 803.45 |
| | 15.81 | 357.62 |
| | 27.22 | 81.71 |
| | 1,959.06 | 1,079.36 |
| | 128.56 | 59.95 |
| | 1,830.50 | 1,019.41 |
| | 2,513.60 | 1,992.64 |
| | 4.28% | 3.85% |

2016 4.28% 2015 3.85%

2016 2016

2015 803.45 2016

1,970.47 2015 1,992.64

2016 2,513.60

2016

天音通信所代理苹果手机2014-2015年收入及毛利润呈现的季节性特征

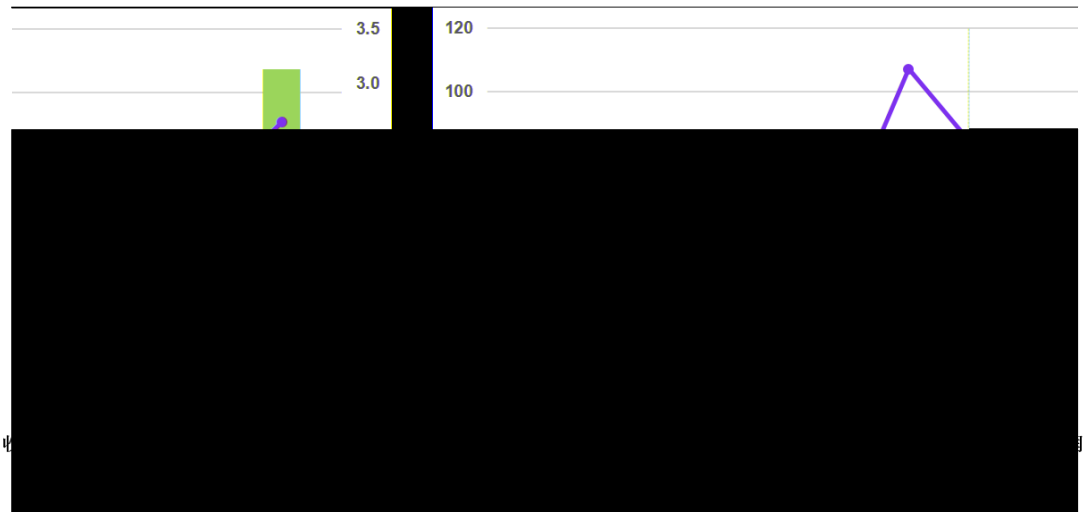

2016 2,513.60

iphone7 2016

HESR

**5**

1 T4-T6

T4-T6

T4-T6

8 T4-T6

MONO HESR T4-T6

T4-T6

2

1 FD

FD

2 2015 38%

2015

3

6.8%

HESR HESR T4-T6

3

B2B

T1 T6

B2B

4

1 2015

IT



巨潮资讯
www.cninfo.com
中国证监会指定信息披露网站

2 2015 SAP

T4-T6

2016 2017 2018

1.58 2.75 3.85

2016

IPHONE 7

IPHONE 7

38%

2015

2016

2015

2016



巨潮资讯
www.cninfo.com
中国证监会指定信息披露网站

**7**

**1**

**2**

**2016-2018**

4

1

2015

2015

2014 2015 10



巨潮资讯
www.cninfo.com
中国证监会指定信息披露网站

2

+

1

2015 12 6.88

6.20

Analysys 2015

4 2015 101.0

14.3% iReader 26.5%

QQ 17.4%

10.1%

2



巨潮资讯
www.cninfo.com.cn
中国证监会指定信息披露网站

2.2 300

3

2015

3

1

4G

iiMedia Research 2015-2016

2015 5.63

17.3%



巨潮资讯
www.cninfo.com.cn
中国证监会指定信息披露网站

2

IDC

1

3

2015

4

Opera ASA

Opera ASA

130

Opera ASA Opera ASA

5



巨潮资讯
www.cninfo.com
中国证监会指定信息披露网站

4 2016 -2018

| | | | | | |
|---|---|---|---|---|---|
| \ | **2014** | **2015** | **2016** | **2017** | **2018** |
| | -6,503.95 | -476.49 | 1,172.43 | 1,278.90 | 1,597.30 |
| | -719.08 | -2,192.73 | -418.28 | 848.36 | 1,804.31 |
| | -16,754.46 | -13,046.47 | -3,591.65 | 2,337.09 | 5,562.61 |
| | 96.25 | 0.19 | 108.43 | 275.42 | 375.60 |

4

4

2016 1-4

2016 1-4 266.25

2016 22.71% 2016 1-4

2016 1-4

-56.64 2015 358.51 2016

1-4

2016 1-4

-3,460.85 2015 593.68 3.170.06

2015 1,979.54

4

4

4

4

4 4

4

4

**8**

**146,192.69**

**21,583. 33** **1**

**2**

**2016-2018**

2015 12 100% 2015 12

2015 10 31 146,220.43

146,000.00 2015

2015 12 100%

146,192.69

| | | | | | |
|---|---|---|---|---|---|
| 1 | | 12,380.70 | 12,380.70 | - | - |
| 1.1 | | 9,228.18 | 9,228.18 | - | - |
| 1.2 | | 3,152.52 | 3,152.52 | - | - |
| 2 | | 5,000.00 | 134,124.39 | 129,124.39 | 2,582.49 |
| 2.1 | | 5,000.00 | 134,124.39 | 129,124.39 | 2,582.49 |
| **3** | | **17,380.70** | **146,505.09** | **129,124.39** | **742.92** |
| 4 | | 312.40 | 312.40 | - | |

2016 -2018

| | | | | | |
|---|---|---|---|---|---|
| | | | | | |
| | **2014** | **2015** | **2016** | **2017** | **2018** |
| | 8,178.30 | 9,757.70 | 11,322.34 | 13,531.27 | 16,115.30 |
| | - | 19.31% | 16.03% | 19.51% | 19.10% |
| | | 19.31% | | | 18.20% |

19.31%

2016 -2018 18.20%

2016 4 2016 1-4 3,467.69

2016 30.63%



巨潮资讯 www.cninfo.com.cn 中国证监会指定信息披露网站

2016-2018

2016-2018 2016 1-4

**9**

5

| | % | | | |
|---|---|---|---|---|
| | **A** | **B** | **C** | **D=C×A** |
| | 10.54% | 1,930.05 | 14,049.89 | 1,480.86 |
| | 29.00% | 981.67 | 3,501.45 | 1,015.42 |
| | 20.84% | 166.47 | -36.65 | - |
| | 20.00% | 214.78 | 402.07 | 80.41 |
| | 15.00% | 942.87 | 835.80 | 125.37 |

5

1

66.67% 2007 9

2007 9 10.54%

2007

2

3

3

1 \ •ÐKÀ 0 ) 0 ûC R

**10**

**94.39%　83.92%**

**60%　　1**

**2**

| | | | |
|---|---|---|---|
| 2015 | | 2,733,483.62 | 64.18% |
| | | 270,061.57 | 6.34% |
| | | 252,768.91 | 5.93% |
| | | 171,627.43 | 4.03% |
| | | 146,397.91 | 3.44% |
| | | **3,574,339.44** | **83.92%** |
| 2014 | | 1,818,571.87 | 59.59% |
| | | 521,992.45 | 17.10% |
| | | 309,129.73 | 10.13% |
| | | 139,668.71 | 4.58% |
| | | 91,571.41 | 3.00% |
| | | **2,880,934.16** | **94.39%** |

80%

60%

1

2015

2015 38%

2015 64.18%

10%

1

2015 9 35%

534 28% 2337

2015 587 2014 298

CEO

苹果手机2015年全球及中国收入快速增长

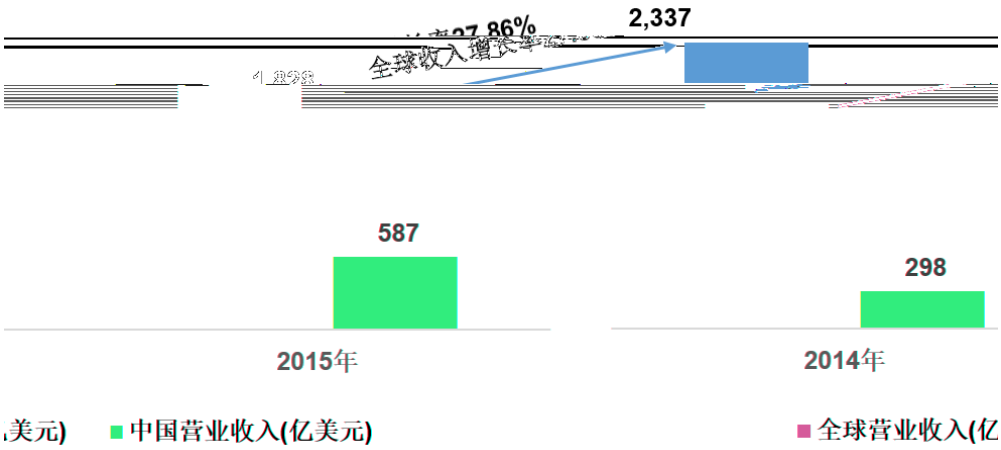

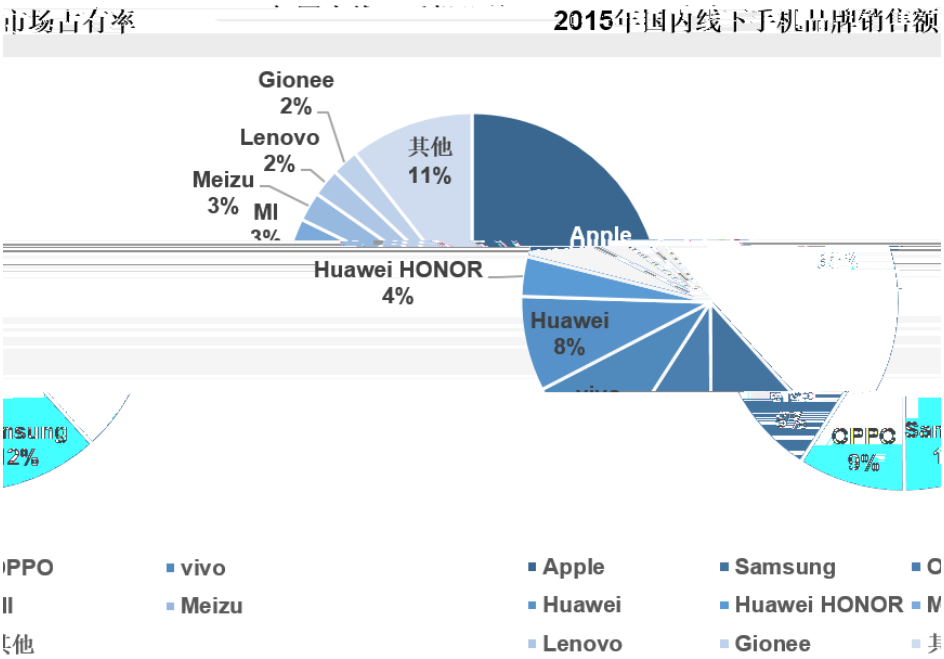


38%

2

1

2

8 T1 T6

3

3

2011

2015

T4-T6

2015

31.80%

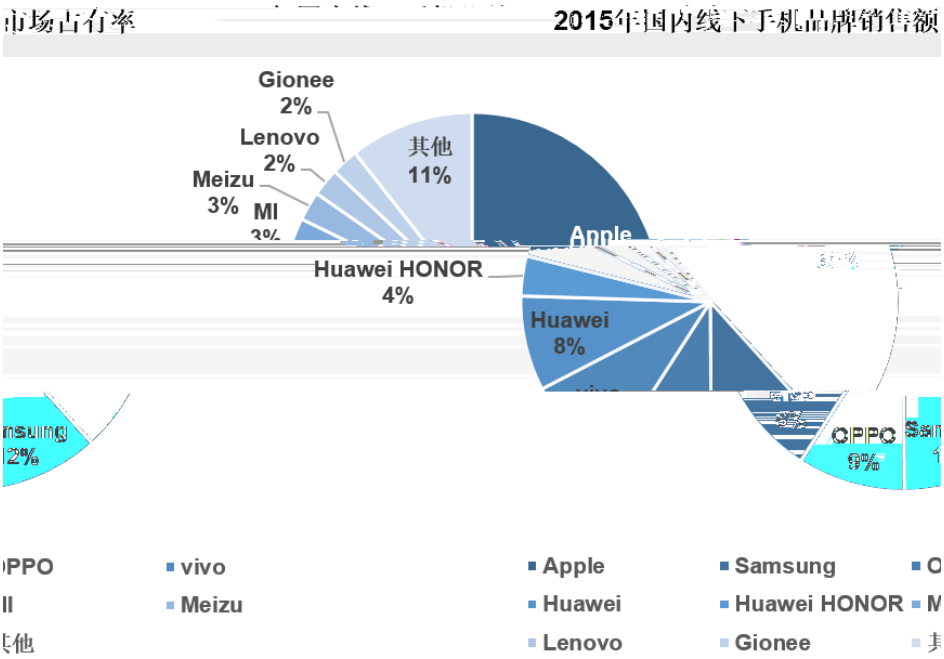

2015年国内线上手机品牌销售额市场占有率

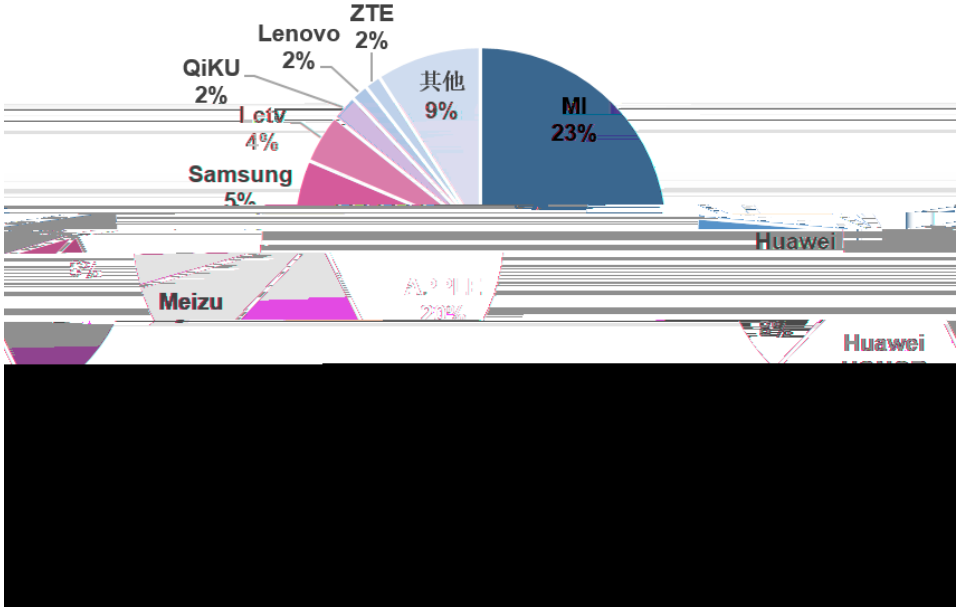


89% 91%

38% 20%

2015

4000 88.1% 10.5%

002416.SZ 2014 2015

2015

| | | | % |
|---|---|---|---|
| 1 | 1 | 3,364,155.83 | 68.61% |
| 2 | 2 | 722,064.69 | 14.73% |
| 3 | 3 | 287,331.32 | 5.86% |
| 4 | 4 | 211,711.28 | 4.32% |
| 5 | 5 | 72,599.43 | 1.48% |
| | | 4,657,862.55 | 95.00% |

2014

%

| | | | |
|---|---|---|---|
| 2 | | 1,380,420.90 | 30.99% |
| 3 | | 610,561.91 | 13.71% |
| 4 | | 484,850.89 | 10.88% |
| 5 | | 59,799.41 | 1.34% |
| | | 4,272,084.74 | 95.90% |

2014 2015

95%

MONO HESR

FD

MONO HESR FD

2015 16.16 2014 10.47

8

T4-T6

T4-T6

**11**

**:1**

**26**

**2**

**26**

90%

20 60

120

/



巨潮资讯
www.cninfo.com
中国证监会指定信息披露网站

**26**

26

**26**

26

1

2

2015

2016 4 2 2016 4 23

26

3



巨潮资讯
www.cninfo.com
中国证监会指定信息披露网站

4

1 30 20

2015 11 9 2,191.60

10%

2 H20208.CSI

30 20

2015 11 9 13,883.15 10%

26

5

6

20 90%

20 60 120

7

=

÷

2015

2016 4 23 2016 4 25

2016 6 6 30 20

2015 11 9 2,191.60

10%

26



巨潮资讯
www.cninfo.com
中国证监会指定信息披露网站

2016 6 6

26

2016 6 6

**12**



巨潮资讯
www.cninfo.com
中国证监会指定信息披露网站

**13** **12**

**8** **6**

**12**

12

1

2015 3 31

400

2.49% 100

2

1

2015 4 10

1,500

160,494

14,839,506

5%

2

1

2013 10 22

2015

2015 7

24

850 1.2

5,463.5 5,686.5

2

1

2015 8 10

BLISSFUL FAME LIMITED

1,000 ZHONG WEI CAPITAL L.P. ZHONG WEI



巨潮资讯 www.cninfo.com 中国证监会指定信息披露网站

CAPITAL L.P. ZHONG WEI CAPITAL L.P.

O2O

2

O2O

100%

1

2015 12 30 2015

100% 2016 1 12

[2016]7

9112011678334882XA

94,900

2016 2 18

2016 3 22 94,900

2

100%

1

2016 1 15

50.65% 15,946.21

1657.0068

4.7025%

2



巨潮资讯
www.cninfo.com
中国证监会指定信息披露网站

1

2016 1 15

( )

1,081.60

1.9226 1,079.6774

4.9039%

2



巨潮资讯
www.cninfo.com.cn
中国证监会指定信息披露网站

| | / | 90% / |
|---|---|---|
| 20 | 10.79 | 9.71 |
| 60 | 10.91 | 9.82 |
| 120 | 14.34 | 12.91 |

20

90%

1

2

3

[2016] 326

100% 204,108.43

125,517.89 1.63

2015 12 31

6

| | | | |
|---|---|---|---|
| 1 | 600122.SH | | 2.89 |
| 2 | 600898.SH | | 9.30 |
| 3 | 600655.SH | | 2.92 |

| | | | |
|---|---|---|---|
| 4 | 002024.SZ | | 3.26 |
| 5 | 002416.SZ | | 3.93 |
| 6 | 600704.SH | | 2.07 |
| | | | **4.06** |
| | | | **4.65** |
| | | | **1.63** |

2015 12 31 2015 12 31

4.06

2015 12 31

1.63

2015 2015 12 31

2.09 9.71 /

4.65 1.63

4 2015 11 9

20

90%

**15　　2013　4　9**

**2014　3　26**

2013　4　　2014　3

1　2013　4

2013　4　9

2013　4　19

2013　4　28

2　2014　3

2014　3　26

2014　3　26

2014 3 27

2013 4 2014 3

2013 4 2014 3

**16**

2016 3-190

2016 3-189



巨潮资讯
www.cninfo.com
中国证监会指定信息披露网站

2016 6 20



巨潮资讯
www.cninfo.com
中国证监会指定信息披露网站